

Explosion Proof A Series



LED High Bay/Low Bay/Flood Light/Wall Pack



Model A



Model A2



Model A3



Model A4

Materials

- ★ Housing: Aircraft aluminum
- ★ Lens: Tempered glass
- ★ Hardware: stainless steel
- ★ Mounting Bracket: stainless steel

Basic Data

| Product Number | Wattage | Color Temperature | Voltage | Lumens | Warranty | CRI |
|----------------|---------|-------------------|--|--------|----------|-----|
| EX-20W A2YZDA | 20 | 2200K-7000K | AC100-277V (by driver or by IC) Or DC12-48V | 2800 | 5 years | 80 |
| EX-40W A2YZDA | 40 | | | 5600 | | |
| EX-60W A2YZDA | 60 | | 8400 | | | |
| EX-80W AYZDA | 80 | | AC100-277V (by driver or by IC) Or DC12-48V | 11200 | | |
| EX-100W AYZDA | 100 | | | 14000 | | |
| EX-150W A3YZDA | 150 | | AC200-488V (<100W) | 21000 | | |
| EX-180W A3YZDA | 180 | | | 25200 | | |
| EX-200W A3YZDA | 200 | | AC100-277V (by driver or by IC) Or DC12-48V | 28000 | | |
| EX-150W A4YZDA | 150 | | | 21000 | | |
| EX-180W A4YZDA | 180 | | Or AC200-488V | 25200 | | |
| EX-200W A4YZDA | 200 | | | 28000 | | |
| EX-250W A4YZDA | 250 | | | 35000 | | |

"A,A2,A3,A4"=Product code. "Y"=D or N:Dimmable or non-dimmable "Z"=CCT, from 2200-7000K. "D"=Beam angle, D40 for 40°, D60 for 60°, D90 for 90°, D120 for 120°.

Explosion Protection

| | |
|-----------------------------------|--|
| Marking Atex | II 3 G Ex ec IIC T3C Gc |
| | II 2 D Ex op is tb IIIC T160°C Db |
| Marking IECEx | EX IIC EX mb eb IIC T3C GB |
| | II2 EX op is tb IIC T3C DB |
| Marking UL844 (North American) | Class I, Division 2, Groups A, B, C, D |
| | Class II, Division 1, Groups E, F, G |
| | Class II, Division 2, Groups F, G |
| | Class III |
| Marine Marking | UL 1598A |
| | ABS |
| Other Rating | IP 66 |

Applications

Oil and Gas industry

- ★ All petroleum production and refining
- ★ Petroleum loading and transportation
- ★ Petroleum storage and retail
- ★ LNG industry
- ★ All mining operations and service

Chemical industry

- ★ All types of paint facilities
- ★ Chemical production and storage

Ocean, marine and aerospace field

- ★ Ocean platform operation facilities and structure
- ★ Aerospace clean room and production
- ★ Ocean vessel operations

Metal treatment

- ★ Steel and aluminum factories
- ★ Pumping stations in any environment
- ★ Metal smelting, foundry and fabrication

Food and alcohol industry

- ★ Flour and fine particle production and storage
- ★ Food and distilling production
- ★ alcohol industry

Other high humidity, high dust, high temperature, vapor locations

Key Features

- High quality SMT LED and Meanwell Driver.
- Light-weight design by aircraft aluminum.
- Heavy-duty and high impact resistance.
- Three connection cable entry points.
- Replaceable LED board and drivers.
- Integrated junction box for driver with emergency back up.
- Dimmable and battery back up function available.
- Marine rating powder coated appearance treatment.

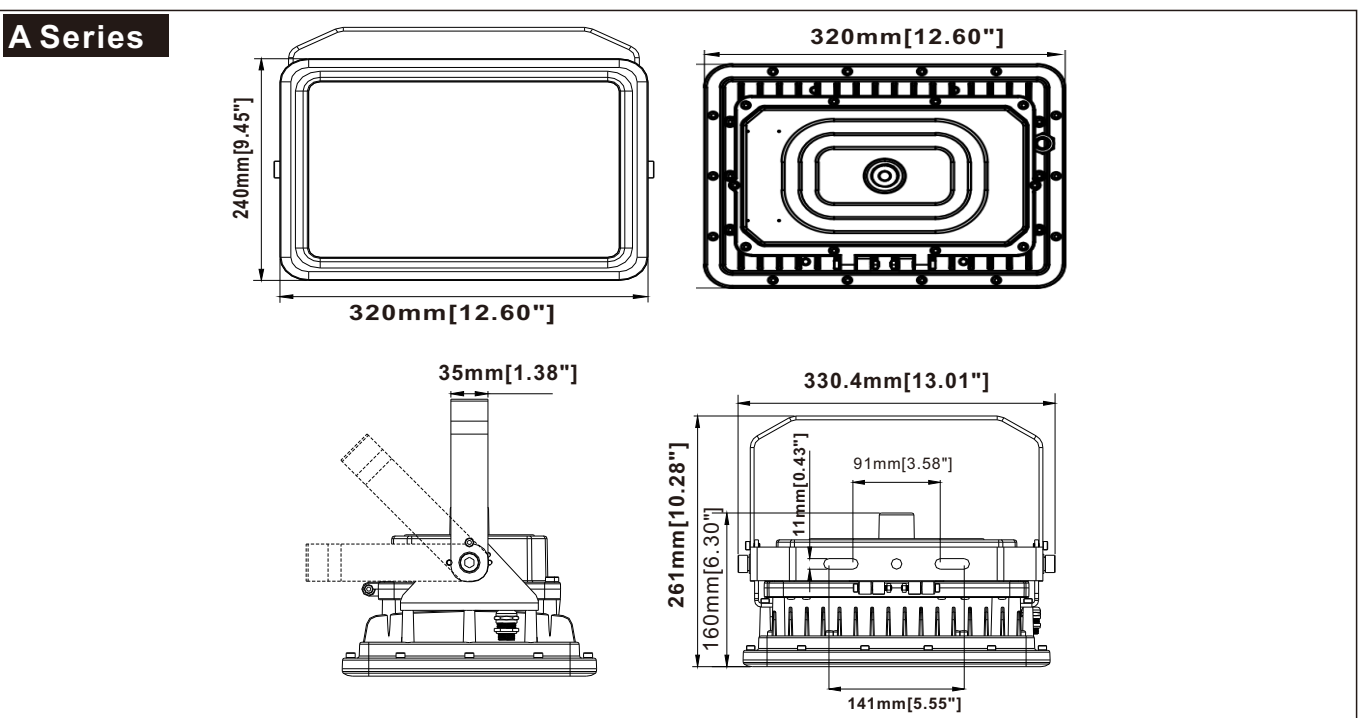
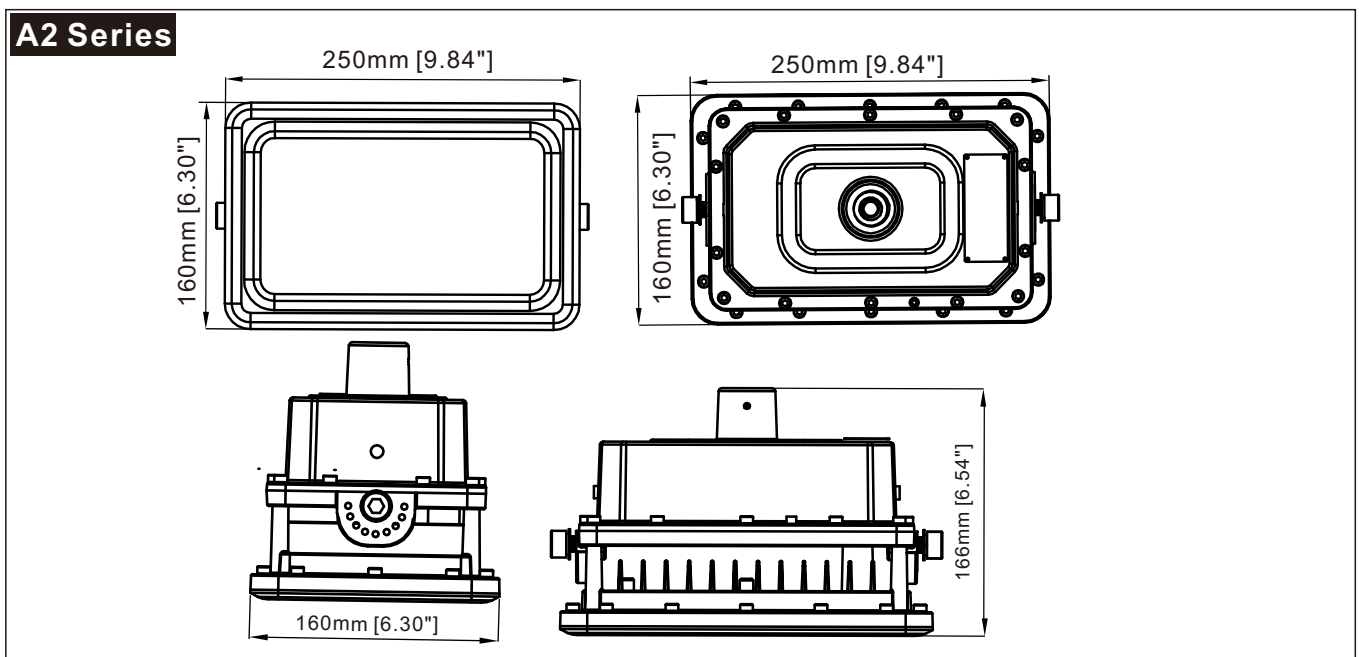
Value-Added Features

- 10kV surge protection.
- Up to 5 years limited warranty option.
- Emergency Battery back up to three hours.
- Various installation ways for different applications.
- Glass lens or Glass with polycarbonate lens to make bigger beam angle.
- Made in USA is valuable option for customer.

Mechanical Structure

The structure type with bracket, flat glass and optics lens generates 40°, 60°, 90° and 120° light distribution.

Unit: mm or inch



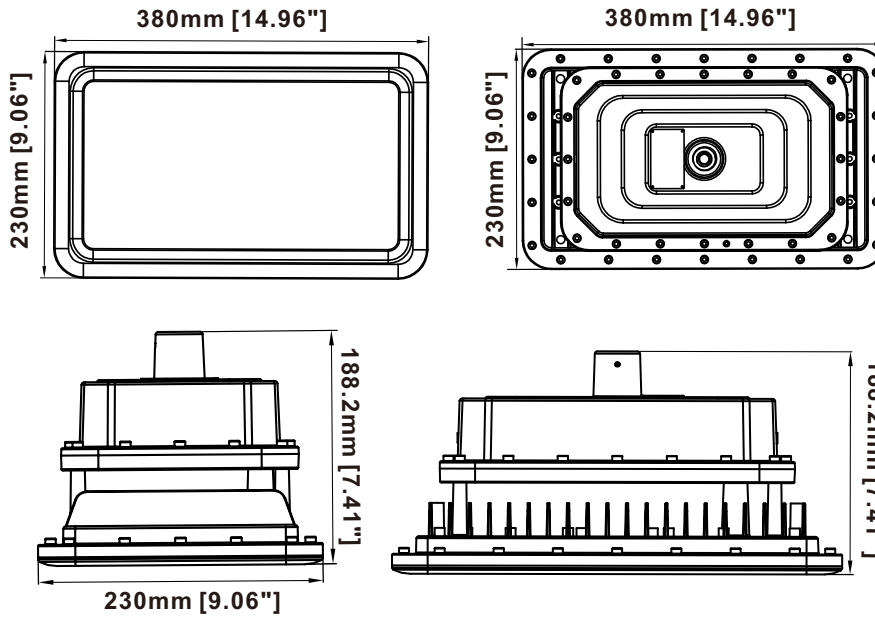


CORPELIMA

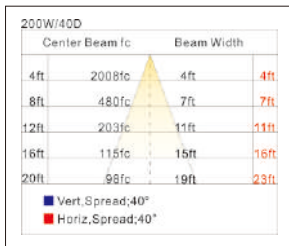
Importadores y Líderes en Soluciones Eléctricas.

EPC
EPC PRODUCT

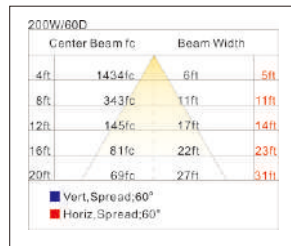
A3 Series



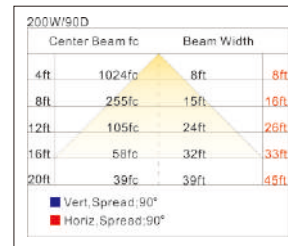
Lighting Distribution



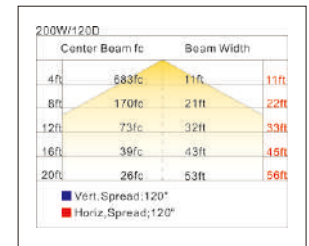
Beam Angle: 40°



Beam Angle: 60°



Beam Angle: 90°



Beam Angle: 120°

Installation Manual

WARNING

READ THIS INSTRUCTION CAREFULLY BEFORE INSTALLING. KEEP THIS INSTRUCTION FOR FUTURE REFERENCE.

Fixtures must be wired in accordance with the National electrical code and all applicable local codes. Proper grounding is required for safety.

THIS PRODUCT MUST BE INSTALLED IN ACCORDANCE WITH THE APPLICABLE INSTALLATION CODE BY A QUALIFIED ELECTRICIAN WHO IS FAMILIAR WITH THE CONSTRUCTION AND OPERATION OF THE PRODUCT AND THE HAZARDS INVOLVED.

Warning: Risk of fire or electric shock. High bay Light installation requires knowledge of luminaires and electrical systems. If not qualified, DO NOT try to install. Please contact an electrician.

Warning: Risk of fire or electric shock. Suitable for wet locations. Make sure the power is off prior to install.

Warning: Risk of fire or electric shock. Suitable for non-insulated surface and frame. DO NOT cover fixture with insulation liner or similar material.

Warning: DO NOT install in unstable, loose or breakable surfaces.

Warning: DO NOT let objects impact or exert force on the surface of the fixture.



⚠ WARNING
Risk of fire, Electric shock or personal injury
Before installation, turn off power!